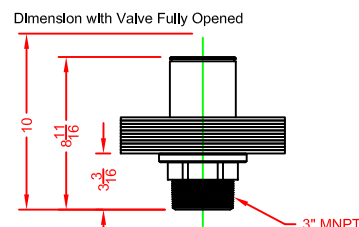
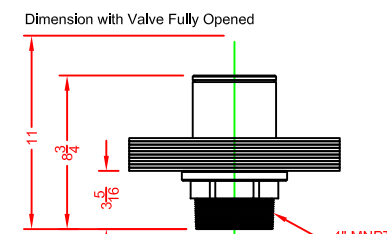


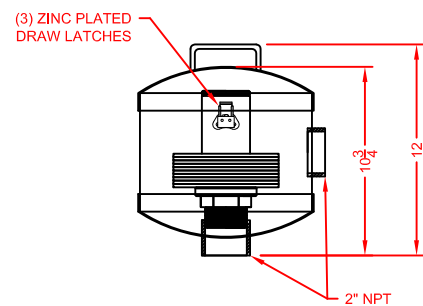
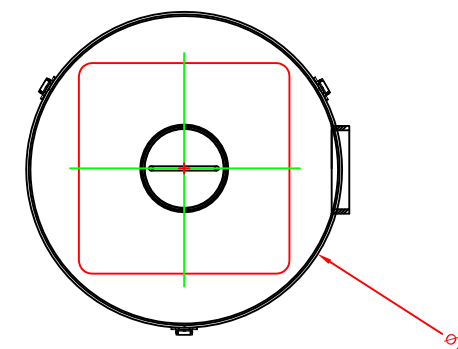
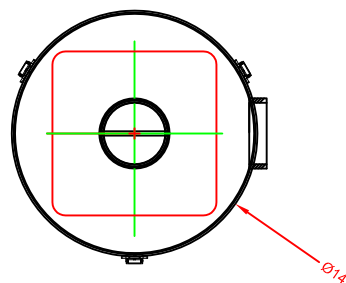
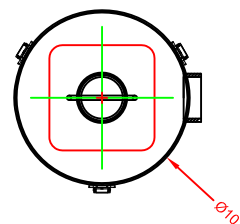
2" Weighted Relief Valve with 0.5 PSI Weight
1.0 PSI Weight also available



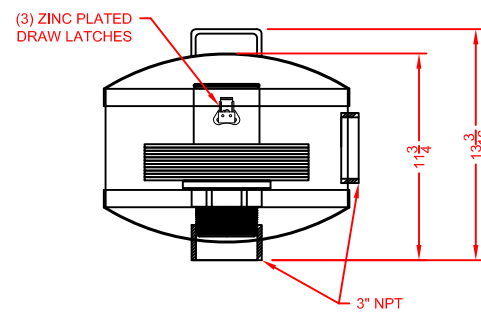
3" Weighted Relief Valve with 0.5 PSI Weight
1.0 PSI Weight also available



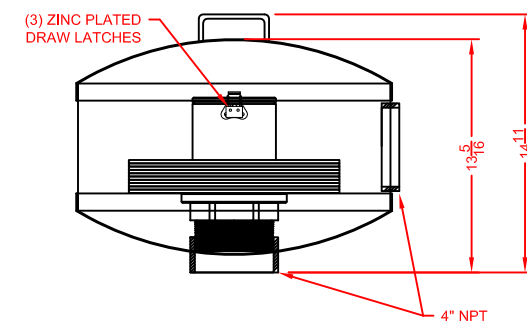
4" Weighted Relief Valve with 0.5 PSI Weight
1.0 PSI Weight also available



2" WRV, 100° DISHED HEAD



3" WRV, 140° DISHED HEAD



4" WRV, 180° DISHED HEAD

APPROVAL REQUIRED
THIS JOB IS ON HOLD UNTIL
PATHFINDER SYSTEMS
RECEIVES WRITTEN APPROVAL

DATE: _____ SIGNATURE: _____

REV 4 DATE: XX/XX/XX BY: XX CHK'D: XX REMARKS:

REV 3 DATE: XX/XX/XX BY: XX CHK'D: XX REMARKS:

REV 2 DATE: XX/XX/XX BY: XX CHK'D: XX REMARKS:

REV 1 DATE: XX/XX/XX BY: XX CHK'D: XX REMARKS:

REV 0 ORIGINAL RELEASE DRAWN BY: CP DATE: 09/27/08 SCALE: 2-1/2" = 1'0"

This material is the property of Pathfinder Systems Inc. and should not be reproduced, published, or disclosed to others without authorization and shall not be used in any way against or detrimental to Pathfinder Systems Inc., Kansas City, MO.

CAD DRAWING: MANUAL CHANGES TO THIS DRAWING ARE PROHIBITED.

PATHFINDER SYSTEMS INC.

6301 Deramus Avenue
Kansas City, MO 64120
816-741-0282
816-587-0282 FAX
mail@pathfindersystems.net
www.pathfindersystems.net

CUSTOMER:
CUSTOMER PO#:
PROJECT:
DESCRIPTION: Weighted Relief Valve Housings 2in 3in 4in

PATHFINDER JOB#: 117

REV
0