




Roots

56 URAI-J-DSL

Part Number – T30415020



Patented WHISPAIR™ blowers operate with up to 40% less pressure pulsation than conventional blowers, due to the pressure equalizing effect of the WHISPAIR jet design. This design results in longer bearing life, lower vibration, and reduces noise by approximately 5 dBA vacuum and 3 dBA pressure.

- Detachable steel mounting feet
- Rigid one-piece cast iron casing
- Connections in standard pipe sizes
- Straight, precision machined two-lobe impellers
- Splash oil lubricated gear and drive ends
- Carburized and ground alloy steel spur timing gears
- Anti-Friction gears
- Ground steel shafts

Also Available in:

- URAI
- URAI-J (Whispair)
- URAI-G (Gas)
- URAI-DSL
- URAI-Metric



816-741-0282



Quick Specs

Flow Range	to 580 CFM
Max ΔPressure	13 PSI
Max ΔVacuum	15" Hg
Maximum RPM	2850
Minimum RPM	763
Max ΔT	225°F
Connection Size	4" FPT
Shaft Dia.	1.125"
Min Sheave Dia.	6"
Drive End Lubrication	Oil
Gear End Lubrication	Oil
Oil Sump Gear End Horiz Config	~27.6 oz
Oil Sump Gear End Vert Config	~16 oz
Oil Sump Drive End Horiz Config	~14.8 oz
Oil Sump Drive End Vert Config	~7.5 oz
Bare Unit Weight	184 lbs
Container	Box
Box Size (L x W x H)	24" x 20" x 20"
Shipping Weight on Skid	~234 lbs
Recommended to Ship Via	Truck



816-741-0282

**Universal RAI-DSL Series Blowers Parts
List 3-1/2" – 5" Gear Diameter**

(Refer to drawing #T30356023)

Item #	Part Name	Qty.
1	Headplate Gear End	1
2	Headplate Drive End	1
3	Gearbox	1
4	Timing Gears	2
7	Gasket, Gear Box, DE Cover	1
11	Cylinder	1
12	Impeller & Shaft Drive	1
13	Impeller & Shaft Driven	1
14	Bearing, Ball	3
15	Bearing, Roller	1
16	Pin, Dowel	4
17	Gear Nut	2
19	Key	1
21	Plug, Pipe	3
23	Screw Hex	6
25	Breather (Plug Vent)	1
26	Screw, Hex	*
27	Seal, Lip Bearing	4
31	Screw, Hex, Nylock	4
32	Screw, Hex	6
33	Seal Lip-Drive	1
34	Clamp Plate	2
35	Foot	2
39	Washer Mounting	4
40	Screw Socket	2
42	Screw Hex	2
48	DE Oil Slinger Set Screw	4
50	Drive End Cover	1
52	Drive End Oil Slinger	2
53	Oil Sight Glass	2

*Quantities vary by blower.

Table 2 - Recommended Oil Grades

Ambient* Temperature °F (°C)	ISO Viscosity No.
Above 90° (32°)	320
32° to 90° (0° to 32°)	220
0° to 32° (-18° to 0°)	150
Below 0° (-18°)	100

*Ambient temperature is defined as the temperature of the space in which the blower and drive are located.

**Due to sludge build-up and seal leakage problems,
Roots recommendation is DO NOT USE Mobil SHC
synthetic oils in ROOTS blowers.**

Repair Kits

Repair kits are bundled with the parts you need to complete a standard repair. It is more cost effective to buy a repair kit than to purchase individual parts. However, if you need parts not listed in the kit, it is recommended that you call Pathfinder Systems for parts pricing.

P/N 651120RK Kit without Gears for 53, 56, 59 URAI, URAI-DSL, URAI-J, URAI-J-DSL, URAI-Metric, URAI-DSL-Metric

Item	Qty	5" Kit Description	P/N
5	1	PLUG,OPENING FOR 2.8348	12957006
7	2	GSKT,GRBX 5 URAI TS9003	62776021
14	3	BRG,BALL	10987003
15	1	BRG,ROLLER	10222037
17	2	NUT,HEX ESNA 1 -14	10319006
27	4	SEAL,LIP(VITON) 1-3/16	10005164
31	4	SCR,CAP HEXH NYL 5/16-18	11965010
33	1	SEAL,LIP for GREASE LUBE	12091009
33A	1	SEAL,LIP for DSL	T20082003

P/N 651110RK Kit with Gears for 53, 56, 59 URAI, URAI-DSL, URAI-J, URAI-J-DSL, URAI-Metric, URAI-DSL-Metric

Item	Qty	5" Kit Description	P/N
4	1	GEAR,ASSY 5 URAI T/G	63866021
5	1	PLUG,OPENING FOR 2.8348	12957006
7	2	GSKT,GRBX 5 URAI TS9003	62776021
14	3	BRG,BALL	10987003
15	1	BRG,ROLLER	10222037
17	2	NUT,HEX ESNA 1 -14	10319006
27	4	SEAL,LIP(VITON) 1-3/16	10005164
31	4	SCR,CAP HEXH NYL 5/16-18	11965010
33	1	SEAL,LIP for GREASE LUBE	12091009
33A	1	SEAL,LIP for DSL	T20082003

ROOTS® Synthetic Oil: ISO-VG-320 Grade

	Part Number
Quart	13106004
Gallon	13106005
Case (12 qts)	13106007

ROOTS® Synthetic Oil: ISO-VG-220 Grade

	Part Number
Quart	13106001
Gallon	13106002
Case (12 qts)	13106008

ROOTS® Synthetic Oil: ISO-VG-150 Grade

	Part Number
Quart	13106020
Gallon	13106021
Case (12 qts)	13106023
5 Gallon Pail	13106022
55 Gallon Drum	13106025

ROOTS® Synthetic Oil: ISO-VG-100 Grade

	Part Number
Quart	13106011
Gallon	13106012
Case (12 qts)	13106014
5 Gallon Pail	13106013
55 Gallon Drum	13106016

ROOTS™ UNIVERSAL RAI-J DSL® DUAL SPLASH LUBRICATED ROTARY POSITIVE BLOWERS

Frames 33J thru 56J

BASIC BLOWER DESCRIPTION

Patented Universal RAI-J® WHISPAIR™ Dual Splash Lubricated blowers are heavy duty rotary units in a compact, sturdy design, engineered for continuous service when operated within speed and vacuum/pressure ratings.


The basic model features a cast iron casing with a computer-designed cast relief for noise and shock suppression, carburized and ground alloy steel spur timing gears secured to steel shafts with a taper mounting and locknut, and cast iron involute impellers. Oversized anti-friction bearings are used, with a cylindrical roller bearing at the drive shaft to withstand V-belt pull. Detachable rugged steel mounting feet permit easy in-field adaptability to either vertical or horizontal installation requirements.

The Universal RAI-J® Dual Splash Lubricated design incorporates dual splash lubrication to the gear AND drive ends. ROOTS' exclusive "figure-eight" gearbox design improves oil distribution to maximize bearing and gear life. Sight glasses (3/8") are provided for accurate oil level confirmation.

LOWER AIR PULSATION

Patented WHISPAIR™ blowers operate with up to 40% less pressure pulsation than conventional blowers, due to the pressure equalizing effect of the WHISPAIR™ blower jet design.

In conventional blowers, as the impeller opens up to the outlet port, the higher pressure air in the discharge line rapidly expands into the lower pressure pocket



formed by the impeller and the blower case. The resulting shock wave strikes the advancing surface of the impeller at near-sonic velocity. Four pressure pulses occur during each revolution, transmitting shock loads to the gear and bearings.

LONGER BEARING LIFE

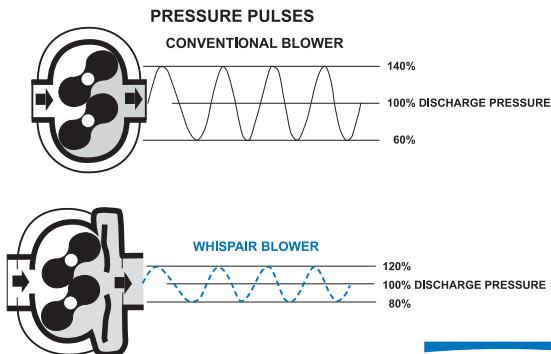
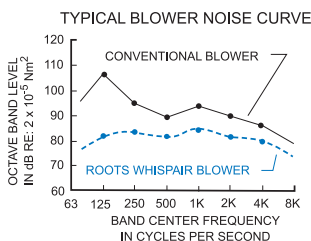
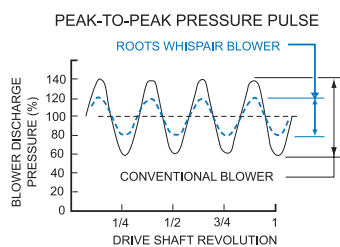
The pre-pressurization of the low pressure pocket through the WHISPAIR™ blower jet cavity smooths the pulsations, resulting in less shock being transmitted through the impellers to the bearings, providing longer bearing life.

LOWER VIBRATION

The reduction in the magnitude of the pressure pulsation results in smoother operation.

LOWER NOISE

The pressure pulses, inherent in the rotary-lobe design, are also the major source of blower noise. The rapid backflow of air into the blower from the discharge line, four times per revolution, results in high noise levels in a conventional blower. The WHISPAIR™ jet design controls the backflow of air into the blower, reducing noise by approximately 5 dBA vacuum, 3 dB pressure.



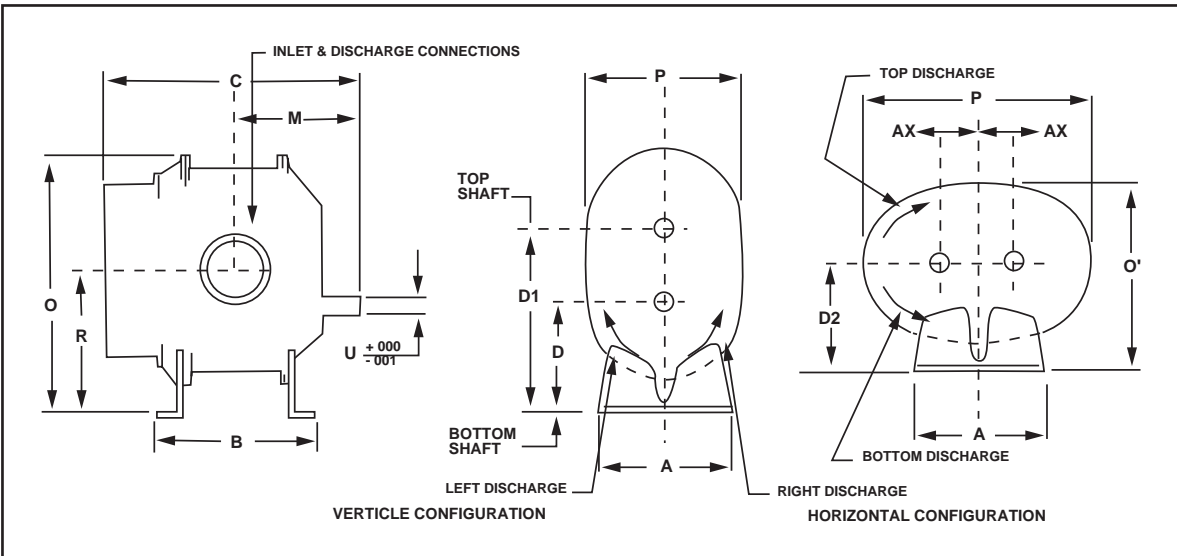
Roots

PERFORMANCE TABLE: ROOTS UNIVERSAL RAI-J-DSL

Frame Size	Speed	4 PSI		5 PSI		6 PSI		7 PSI		8 PSI		9 PSI		10 PSI		12 PSI		13 PSI		VACUUM DATA		
		CFM	BHP	CFM	BHP	CFM	BHP	CFM	BHP	CFM	BHP	CFM	BHP	CFM	BHP	CFM	BHP	CFM	BHP	INHGV	CFM	BHP
33UJ	1750	75	1.9	71	2.4	67	2.9	64	3.3	61	3.8	58	4.3	56	4.7	51	5.7			13	53	3.0
	2950	149	3.3	145	4.1	141	4.9	138	5.7	135	6.5	132	7.3	130	8.1	125	9.7			15	119	5.9
	3550	186	4.1	182	5.0	178	6.0	175	6.9	172	7.9	169	8.8	167	9.8	162	11.7			15	156	7.2
36UJ	1750	132	3.2	126	3.9	121	4.7	117	5.5											14	95	5.4
	2950	254	5.5	249	6.8	244	8.1	239	9.4											15	212	9.8
	3550	316	6.7	310	8.3	305	9.9	300	11.5											15	273	11.9
45UJ	1750	161	3.8	155	4.7	150	5.6	145	6.6	140	7.5	136	8.4	132	9.3					14	121	6.4
	2950	306	6.7	300	8.2	295	9.8	290	11.3	285	12.9	281	14.4	277	16.0					16	253	12.5
	3550	379	8.2	373	10.1	368	12.0	363	13.9	358	15.7	354	17.6	349	19.5					16	326	15.2
47UJ	1750	215	5.0	208	6.2	201	7.4	195	8.6											14	165	8.4
	2950	407	8.8	399	10.8	392	12.9	386	14.9											15	348	15.4
	3550	502	10.9	495	13.3	488	15.8	482	18.3											15	444	18.8
56UJ	1170	196	4.6	188	5.7	182	6.9	175	8.0	170	9.1	164	10.2	159	11.4	150	13.6			14	146	7.8
	1750	324	7.0	316	8.7	310	10.4	304	12.1	298	13.8	292	15.5	287	17.2	278	20.5	273	22.2	15	266	12.6
	2850	567	12.2	560	15.0	553	17.7	547	20.5	541	23.2	536	26.0	530	28.7	521	34.2	517	37.0	16	501	22.4

NOTES: 1. Performance based on inlet air at standard pressure of 14.7 psia, standard temperature of 68° F, and specific gravity of 1.0.
2. Vacuum ratings based on inlet air at standard temperature of 68° F, and specific gravity of 1.0.

OUTLINE DRAWING & DIMENSIONAL TABLE: ROOTS UNIVERSAL RAI-J-DSL



Frame	A	A'	B	C	D	D1	D2	M	O	O'	P	P'	R	U	INLET DISCH.	AX	WGT
33UJ DSL	7.25	7.25	7.63	12.13	5.00	8.50	5.00	6.25	12.81	10.00	10.00	12.13	6.75	.750	2.0 NPT	1.75	84
36UJ DSL	7.25	7.25	10.00	14.63	5.00	8.50	5.00	7.56	12.81	10.50	11.00	12.13	6.75	.750	2.5 NPT	1.75	112
45UJ DSL	8.00	8.00	10.00	15.50	6.25	10.25	6.25	8.00	15.06	12.25	12.00	13.63	8.25	.875	2.5 NPT	2.00	119
47UJ DSL	8.00	8.00	11.75	17.63	6.25	10.25	6.25	9.25	15.06	12.25	12.00	13.63	8.25	.875	3.0 NPT	2.00	138
56UJ DSL	10.50	10.50	11.00	17.50	6.25	11.25	6.75	9.19	17.38	14.00	14.00	17.25	8.75	1.125	4.0 NPT	2.50	190

DESIGN AND CONSTRUCTION FEATURES

1. Detachable steel mounting feet
2. Rigid one-piece cast iron casing
3. Anti-friction bearings
4. Splash oil lubricated spur timing gears
5. Connections in standard pipe sizes
6. Ground steel shafts
7. Straight, precision machined two-lobe impellers



Roots

Dresser ROOTS

2135 Hwy 6 South
Houston, TX 77077
Ph: 281-966-4700
Fx: 281-966-4309
Toll Free (US): 877-363-ROOT(S)

Dresser ROOTS

Connersville
900 West Mount Street
Connersville, IN 47331
Ph: 765-827-9200
Fx: 765-827-9266

Dresser ROOTS

Holmes Operation
PO Box B7
Off St. Andrews Rd
Turnbridge, Huddersfield
England HD1 6RB
Ph: +44-1484-422222
Fx: +44-1484-422668

Copyright 2003 Dresser, Inc. All rights reserved.
ROOTS™ is a trademark of Dresser, Inc.
Dresser Design and Universal RAI-J-DSL® are registered trademarks of Dresser, Inc.
All information subject to change without notice.

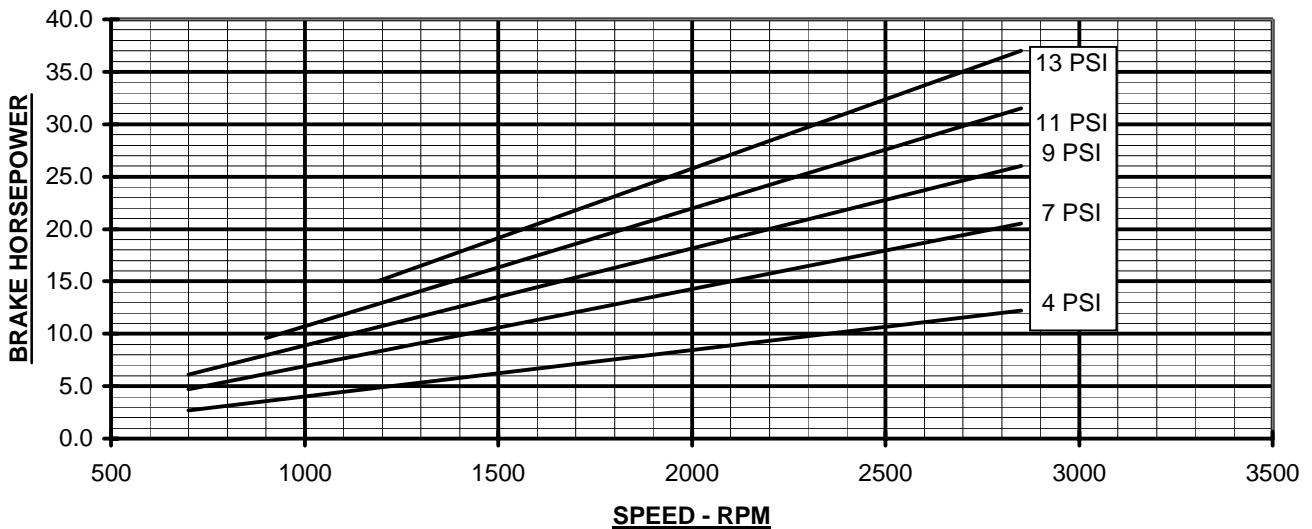
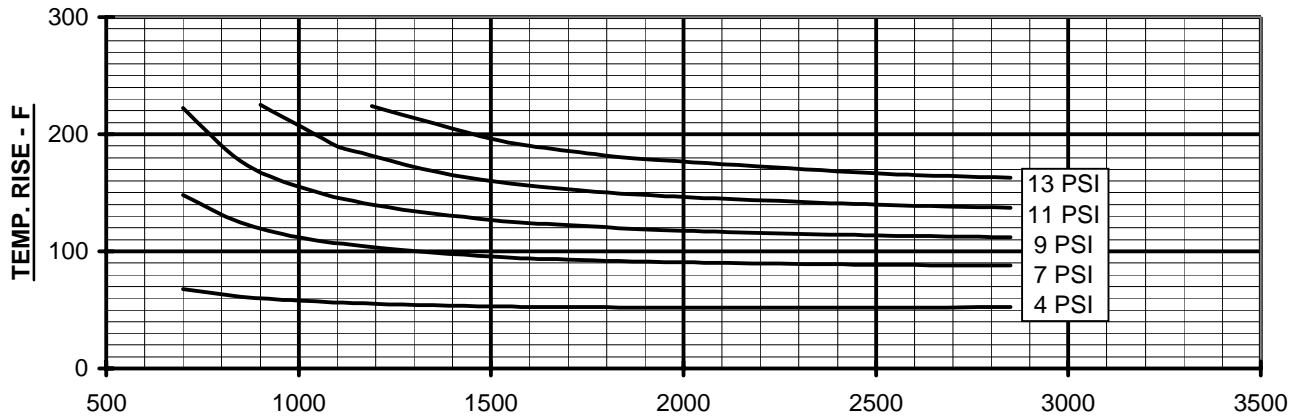
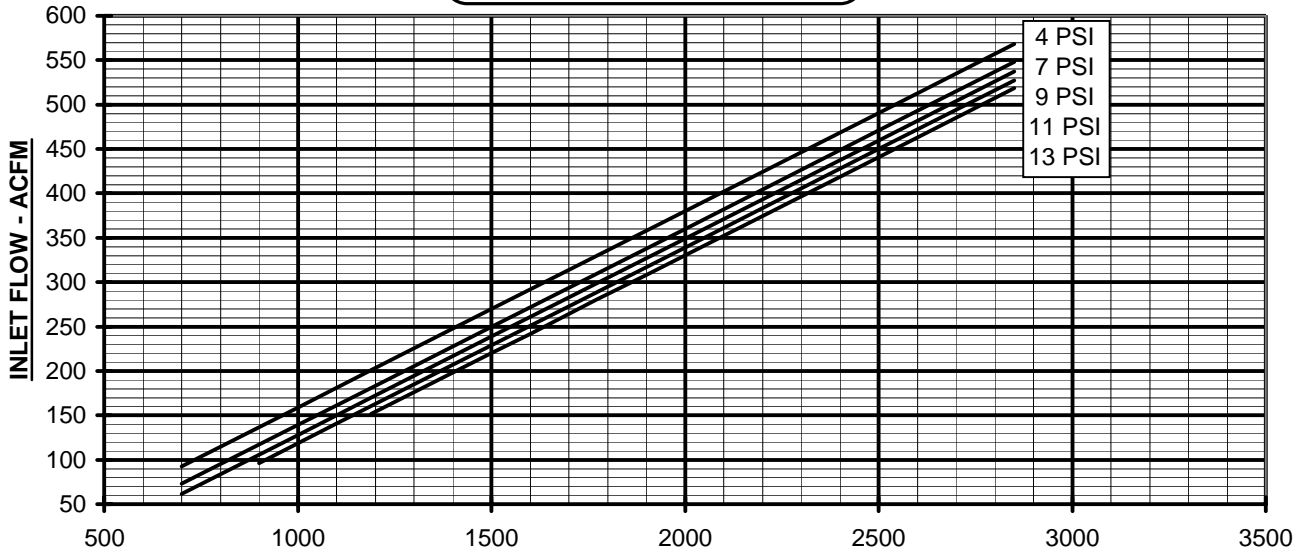
S-30503
September 2003

website: www.rootsblower.com ♦ email: ROOTS@dresser.com



PERFORMANCE BASED ON AIR,
 INLET AT 14.7 PSIA & 68°F
 DECEMBER 2004

PRESSURE PERFORMANCE
FRAME 56 U-RAI
 MAX. PRESSURE RISE = 13 PSI
 MAX. SPEED = 2850 RPM





VACUUM PERFORMANCE
FRAME 56 U-RAI
 MAX. VACUUM = 16" HG
 MAX. SPEED = 2850 RPM

PERFORMANCE BASED ON AIR,
 INLET AT 68°F
 DISCHARGE PRESSURE = 30" HG ABS.
 DECEMBER 2004

