

Stoddard Silencers, Inc.
 1017 Progress Drive • Grayslake, Illinois 60030
 Telephone (847) 223-8636 • FAX (847) 223-8638
 E-Mail - info @ stoddardsilencersinc.com
 Web page - www.stoddardsilencersinc.com

Application

Blower Intake Silencer for maximum silencing blower speeds above transition speed.

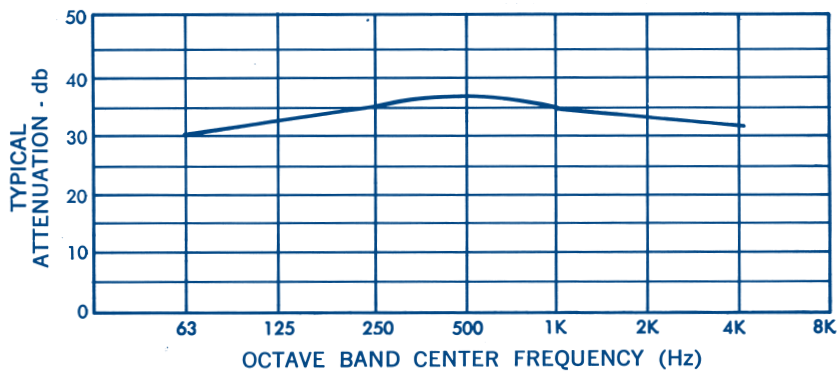
Design

A multi-chambered silencer containing a high-frequency absorption device in addition to a special arrangement of volumes and all passageways to effectively reduce both pulsations and excessive high frequency through the process of converting noise energy into heat. L61 Silencers may be installed horizontally or vertically. Design parameters permit nozzle orientation to suit installation requirements.

Construction

All welded steel sheet and plate construction for long service life. Exterior surfaces are prime coated. Flanges are drilled to match 125 lb. American Standard Flanges. Inspection openings, mounting brackets, additional nozzles or special paint are available at extra charge.

Typical Attenuation Curve



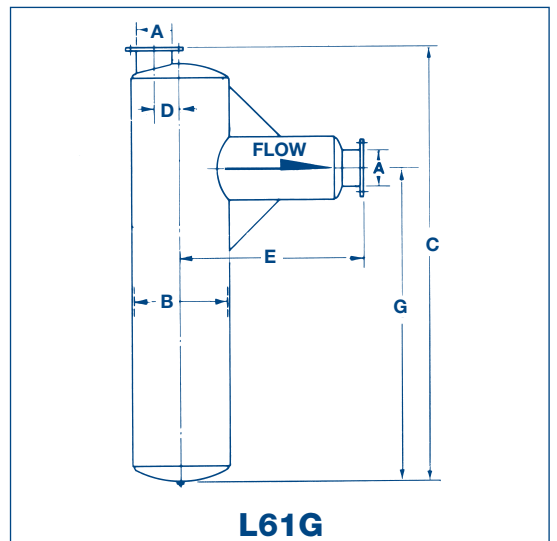
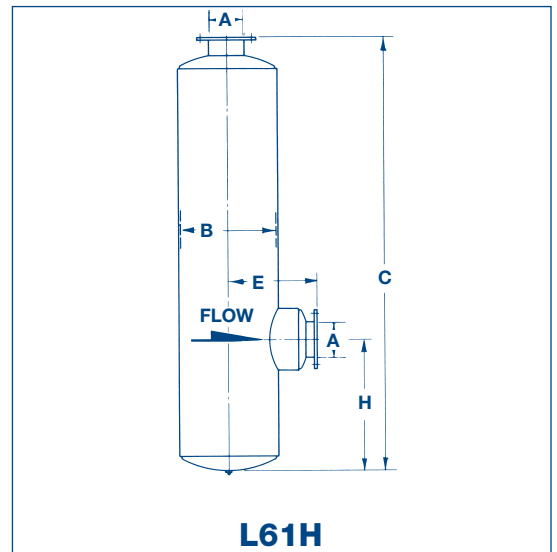
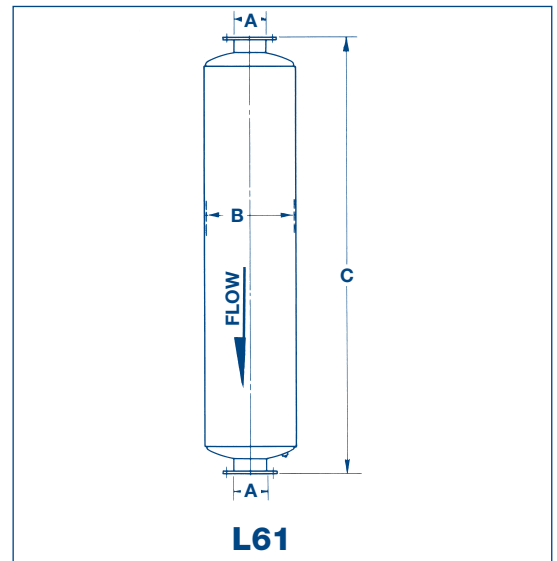
Model	A	B	C	Wt.
L61-4*	4	14	53	139
L61-5*	5	16	65	200
L61-6*	6	18	72	281
L61-8	8	22	68	360
L61-10	10	24	81	540
L61-12	12	30	88	880
L61-14	14	30	100	1190
L61-16	16	36	120	1580
L61-18	18	42	127	2140
L61-20	20	42	139	2420
L61-22	22	48	158	3100
L61-24	24	54	164	3810

*Available in both NPT or Flange Connections

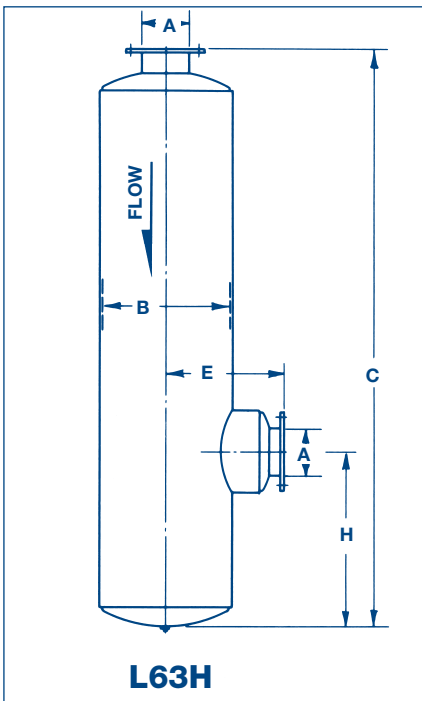
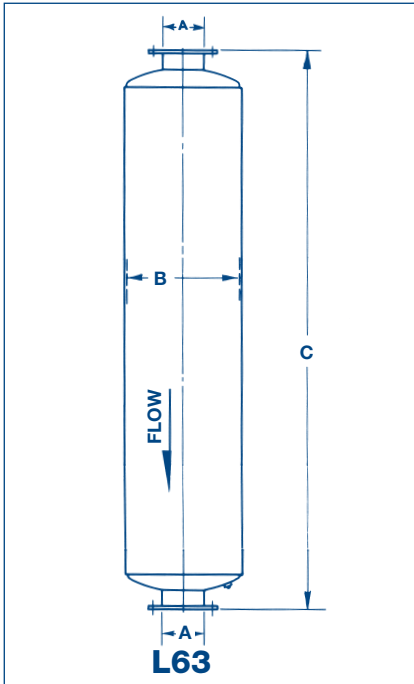
Model	A	B	C	E	H		Wt.
					Min.	Max.	
L61H- 4	4*	14	50	14	8	17	115
L61H- 5	5	16	62	15	9	20	170
L61H- 6	6	18	69	17	10	24	200
L61H- 8	8	22	65	17	12	26	360
L61H-10	10	24	78	20	14	33	540
L61H-12	12	30	85	24	16	37	880
L61H-14	14	30	97	30	17	40	1190
L61H-16	16	36	117	32	19	44	1580
L61H-18	18	42	124	36	21	46	2140
L61H-20	20	42	136	40	22	47	2420
L61H-22	22	48	156	44	24	48	3100
L61H-24	24	54	163	48	26	54	3810

Model	A	B	C	D	E	G		Wt.
						Min.	Max.	
L61G- 8	8	22	65	5½	25	41	49	300
L61G-10	10	26	79	6	29	52	60	475
L61G-12	12	30	85½	7	34	55	66	625
L61G-14	14	30	98	6	40	65	78	975
L61G-16	16	36	111½	9	43	73	90	1200
L61G-18	18	42	126	10	49	84	101	1725
L61G-20	20	42	137½	9	56	80	114	2475
L61G-22	22	48	151	11	58	102	123	2925
L61G-24	24	54	165	13	63	106	135	3650

Dimensions subject to change without notice.



Stoddard Silencers, Inc.
 1017 Progress Drive • Grayslake, Illinois 60030
 Telephone (847) 223-8636 • FAX (847) 223-8638
 E-Mail - info @ stoddardsilencersinc.com
 Web page - www.stoddardsilencersinc.com



Application

Blower Intake Silencer for standard silencing at blower speeds above transition speed.

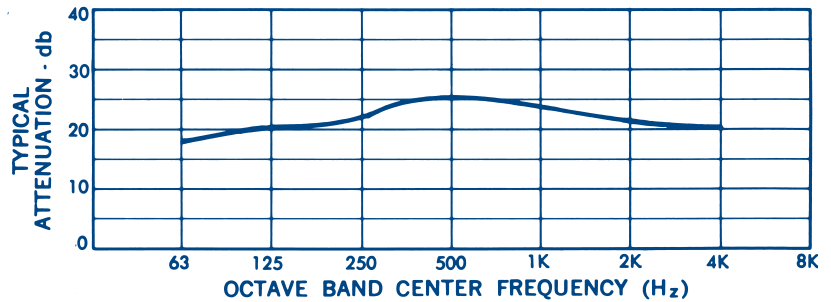
Design

A multi-chamber silencer containing a high frequency absorption device in addition to a special arrangement of volumes and air passageways to effectively reduce both pulsation and excessive high frequencies through the process of converting noise energy into heat. L63 and L63H may be installed horizontally or vertically. Design parameters permit nozzle orientation to suit installation requirements.

Construction

All welded steel sheet and plate construction for long service life. Acoustic absorption material temperature limits far exceed application temperatures. Exterior surfaces are prime coated. Flanges are drilled to match 125 lb. American Standard Flanges. Inspection openings, mounting brackets, relief valve nozzles or special paint are available at extra charge.

Typical Attenuation Curve



Model	A	B	C	Wt.
L63-2 L63-2½ L63-3	Use D33 Series See Bulletin "D" Page 6			
L63-4	4	10	45	70
L63-5	5	12	57½	100
L63-6	6	14	64	145
L63-8	8	18	72	240
L63-10	10	22	85	563
L63-12	12	26	98	943

For Larger Sizes - Use L61 Series

Model	A	B	C	E	H		Wt.
					Min.	Max.	
L63H-2 L63H-2½ L63H-3	Use D33H Series See Bulletin "D" Page 6						
L63H-4	4	10	42	12½	7½	16½	75
L63H-5	5	12	55	15½	9	23	115
L63H-6	6	14	61½	17	9	25½	160
L63H-8	8	18	69	21½	12	30½	250
L63H-10	10	22	82	29	14	20	563
L63H-12	12	26	95¼	34	16	28	943

For Larger Sizes - Use L61H Series